

# Atoms and Molecules Layout Mat

8 Na (Sodium)  
Pink

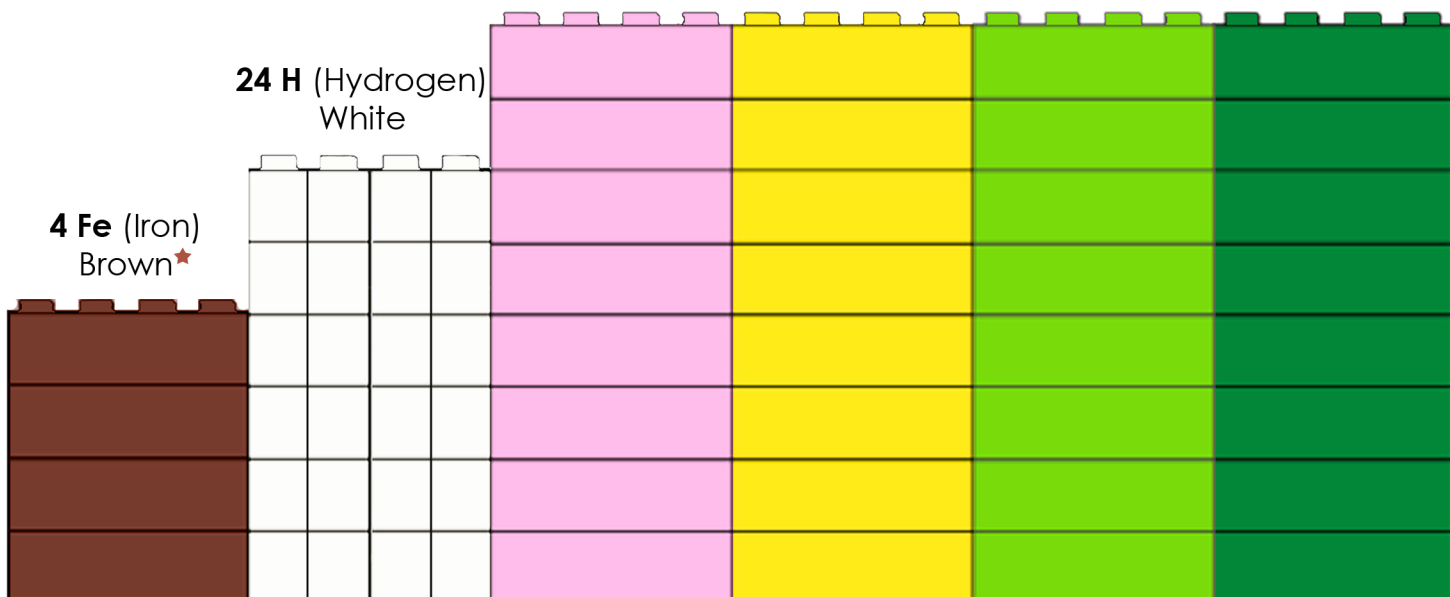
8 S (Sulfur)  
Yellow

8 Cl (Chlorine)  
Light Green

8 Ca (Calcium)  
Green★

24 H (Hydrogen)  
White

4 Fe (Iron)  
Brown★



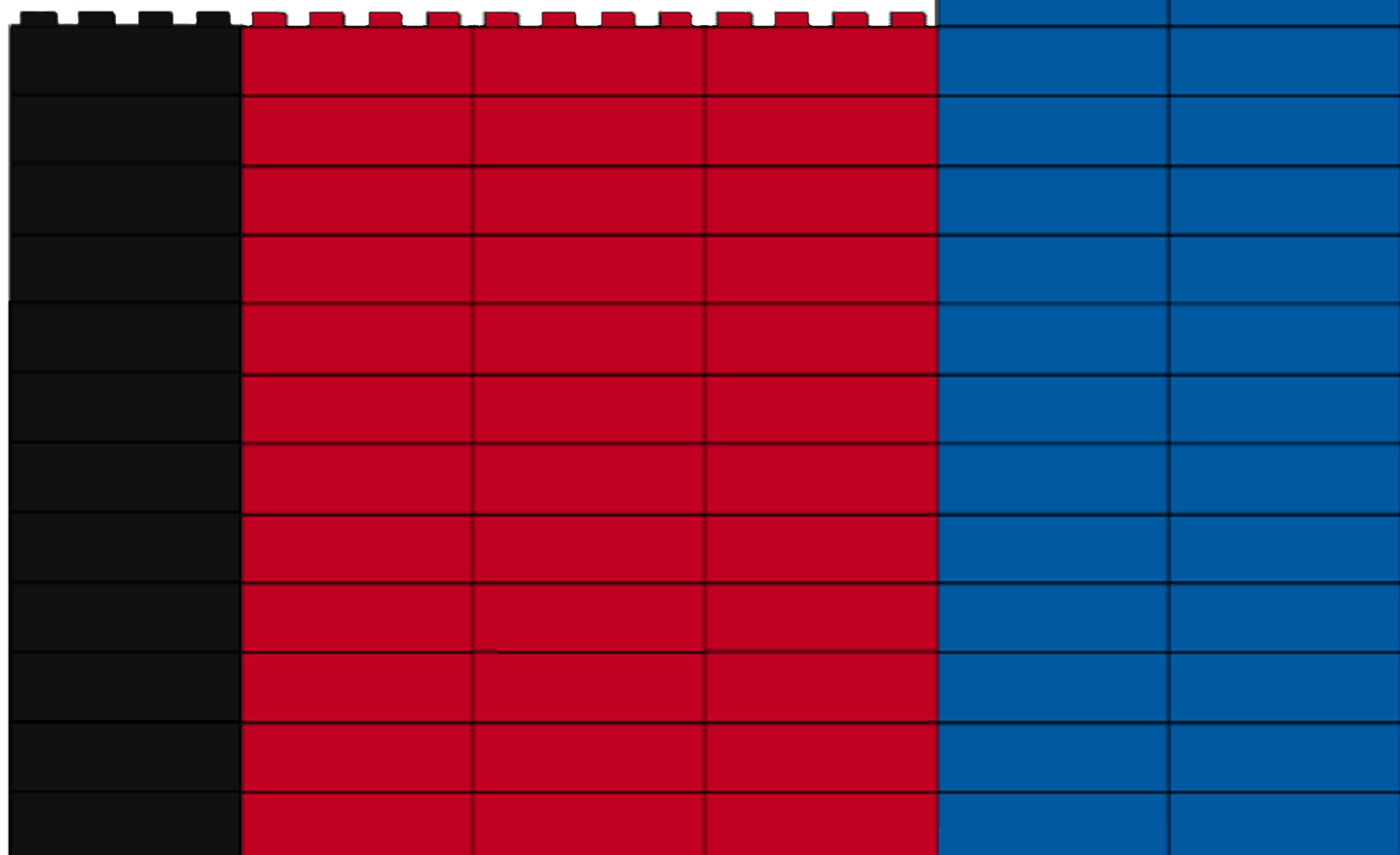
Use this mat to check the bricks in your kit. Stack the LEGO® bricks by color. Place the bricks on the pictures to check the numbers.

- ★ Green can also be Magnesium (Mg)
- ★ Brown can also be Copper (Cu)

32 N (Nitrogen)  
Blue










12 C (Carbon)  
Black

36 O (Oxygen)  
Red



# Atom Key

Each LEGO® brick is an atom:

Hydrogen (H)	=	
Sodium (Na)	=	
Calcium (Ca) or Magnesium (Mg)	=	
Iron (Fe) or Copper (Cu)	=	
Carbon (C)	=	
Nitrogen (N)	=	
Sulfur (S)	=	
Oxygen (O)	=	
Chlorine (Cl)	=	

Examples of LEGO molecules:

